

**Toppesfield and Gainsford End
Findings Report**

Toppesfield and Gainsford End Findings Report

Index

Introduction

Sections

Households

Ecology & Environment

Social and Community / Leisure and Recreation

Economy and Employment

Communication and Transport

Survey Results

Written comments

Toppesfield and Gainsford End Findings Report

INTRODUCTION

This document is intended to describe in some detail the results of a Survey undertaken by the VANTAGE Group (*Village Action Network Toppesfield and Gainsford End*). The Group had been set up in Toppesfield and Gainsford End towards the of 2010 to draw up a Village Plan for the community.

Consultative meetings were held during the first half of 2011 to draw up a provisional list of 'wants' and 'aspirations' for the Community for the next fifteen years.

Following on from these meetings a Village Plan Questionnaire was formulated to put various questions – in the form of statements requesting 'agreement' , 'disagreement' - to the community as a whole.

Volunteers delivered 202 questionnaires, and VANTAGE received back 154 duly completed; a 75% return.

The returned questionnaires were input to a database and analysed by an independent data processor – *Warwick Network*. The results were received by VANTAGE in mid September.

This document describes the questionnaire results, emphasises some of the main findings, mentions some of the written comments made by questionnaire respondents, and provides a framework for further discussions necessary to draft the initial Village Plan.

The document should be read in conjunction with the full results and the text comments.

October 2011

Toppesfield and Gainsford End Findings Report

About you and your family

Vision Statement: Toppesfield & Gainsford End is or aspires to be a peaceful, safe, open, inclusive and united community living in an attractive, green, rural environment. There will be a sustainable, prosperous, progressive, balanced population, using comprehensive facilities open to all. There will be good connections with the outside world, but there will also be a trend towards self-sufficiency with resourceful residents caring and sharing, and having fun whilst living within a thriving community spirit.

Of the households that replied to question about the ***Vision Statement*** only five disagreed. Taking in to account those that said they had 'no opinion' there was an approval percentage of 86%.

The number of ***households*** taking part in the Survey was 154; from 202 questionnaires originally delivered. A coverage of 76%. This must be considered good and comprehensive.

It is useful to test the overall household and person data against official statistics to confirm the validity of the results as a community result. Census data currently available refers back to 2001, and must therefore be considered out of date when looking at today's data. Nevertheless it does appear to throw up some trends of interest.

The number of households in the Civil Parish of Toppesfield in 2001 was 212, which suggests that a delivery of 202 questionnaires in 2011 will have covered the parish very adequately. Total population in 2001 was 533 giving an occupation rate of 2.51 per house. The population of the returned questionnaires was 328 giving an occupation rate of 2.12. This is quite a significant change but it is possible to put forward some tentative reasons for the change.

The ***Age Profile*** of the Questionnaire compared with the Census is as follows. (*It was necessary to make some apportionment between Age Bands in the Survey data because Census and Survey Age Bands are not the same*)

Toppesfield and Gainsford End Findings Report

About you and your family

Age Band	Survey	%	Census	%
0 - 4	11	3.3	21	3.9
5 - 15	23	7.0	84	15.8
16 - 24	32	9.8	46	8.6
25 - 44	57	17.4	138	25.9
45 - 64	125	38.1	170	31.9
65 - 74	62	18.9	39	7.3
75+	18	5.5	35	6.6

In similar surveys it is often the case that the households least likely to return forms are those with school age children and busy parents; and from reviewing the population profile of the survey it is in that area that people numbers look to be under represented. If a number of such households have not returned the survey then this would be likely to have reduced the reported occupancy rate.

From previous experience it does not appear that this under reporting of younger families alters the overall response profile of a particular answer. (*Unless the questions refer to youth activities*).

There does however appear to be a well defined trend for the population of the parish to be ageing; the increase of people aged 65 – 74 rising from 7.3% in 2001 to somewhere near 18% in 2011.

Of the **population** of 328 reported in the Survey, 289 are adult and were asked to reply to this Survey; and 39 are young people (0 – 17 yrs) who were asked to complete the Youth Survey.

The occupational **status** of adults showed that 52% were either employed or self employed; with just over 9% in further education; 32% retired; and just 6% either not working voluntarily, or unemployed and looking for work.

Most people's main method of **transport** is by their own car, van, or motorcycle; but there are 6% of people who are completely dependant on the bus services.

Surprisingly there are 19 households with 5 or more vehicles

Toppesfield and Gainsford End Findings Report

Ecology & Environment

Vision Statement: - Our Village will be self-supporting, self-maintaining and self-sustaining as much as possible, whilst preserving our rural heritage.

The '***Vision Statement***' for this section was answered by 136 of households, being 88% of those taking part in the Survey. Only 8 households disagreed with the statement therefore represented 82% of those replying to the question, and 72% of those taking part in the Survey. One resident pointed out it would be almost impossible to achieve because there is no readily available work in the village; and another commented 'It is a delusion that we will ever be self-supporting, self

The question on ***local energy*** (Q6) was supported 212 to 18, but 59 residents either did not answer it, or had no opinion. There would be strong opposition to the erection of significant wind farms from a number of residents. The advantage of electricity generation from solar panels was pointed out, together with the significant government grants at present available.

The suggestion that the ***village should promote local food production*** (Q7) was well supported, 238 were for it, whilst only 10 were against. One resident suggested organic, and another asked for it to be reasonably priced.

The idea of ***collective purchasing*** (Q8) was again well supported, 221 for and only 10 against, but 58 residents either did not answer it, or had no opinion. (*Warwick understand that at least for oil and solid fuel supplies supplies, savings can be achieved*)

There were two questions on ***verges and grass areas*** (Q9 & Q10) – 148 residents thought that they were well maintained, but 87 thought they were not - 54 residents either did not answer the question, or had no opinion. However the number of respondents 'strongly agreeing' was only 11% of those replying. The replies may depend on which part of the village the residents live in. There was little difference in the percentages between Toppesfield and Gainsford End.

Toppesfield and Gainsford End Findings Report

Ecology & Environment

Verges and grass areas (Q9 & Q10) cont..

However damage by cars to grassed areas and verges was much clearer.

The majority of residents 127 think they are not well maintained and only 86 think they are. There were a number of negative comments about the maintenance of verges in general, with The Causeway being mentioned in particular.

The use of gridded concrete blocks through which grass is able to grow was a suggested solution for the heavily used areas.

The majority of residents think **the countryside around the area is well maintained** (Q11). However 26% of those replying do not. 55 residents either did not answer the question, or had No Opinion.

The maintenance of roads and paths in bad weather (Q12) is not thought to be good by 175 residents. This maybe partly due to the particularly bad winter we had last year. Potholes, particularly at the edge of roads, and the clearing of snow was highlighted as a problem. Certain footpaths are said to be impassable in high summer, and may be ploughed in winter.

Street lighting in Villages is always a difficult subject (Q13). Weighing up the advantage of 'seeing the stars' against the safety of the Villagers is not easy. There is a definite split between the 2 areas – In Toppesfield 26% of residents replying think it is desirable, but only 3% in Gainsford End. 59 residents either did not answer the question, nor had no opinion.

Being able to **recycle locally** is well support (Q14) – 200 residents want it, and only 16 are against it. 2 residents commented that they think it is already in place.

Dog fouling (Q15) is a problem everywhere (rural and urban areas suffer) – 79 residents think it is, but 132 think it is not (which is quite high compared to other areas). This is another question that splits the areas – 36% of those replying in Toppesfield think it is, but only 18% of those replying in Gainsford End think it is.

Toppesfield and Gainsford End Findings Report

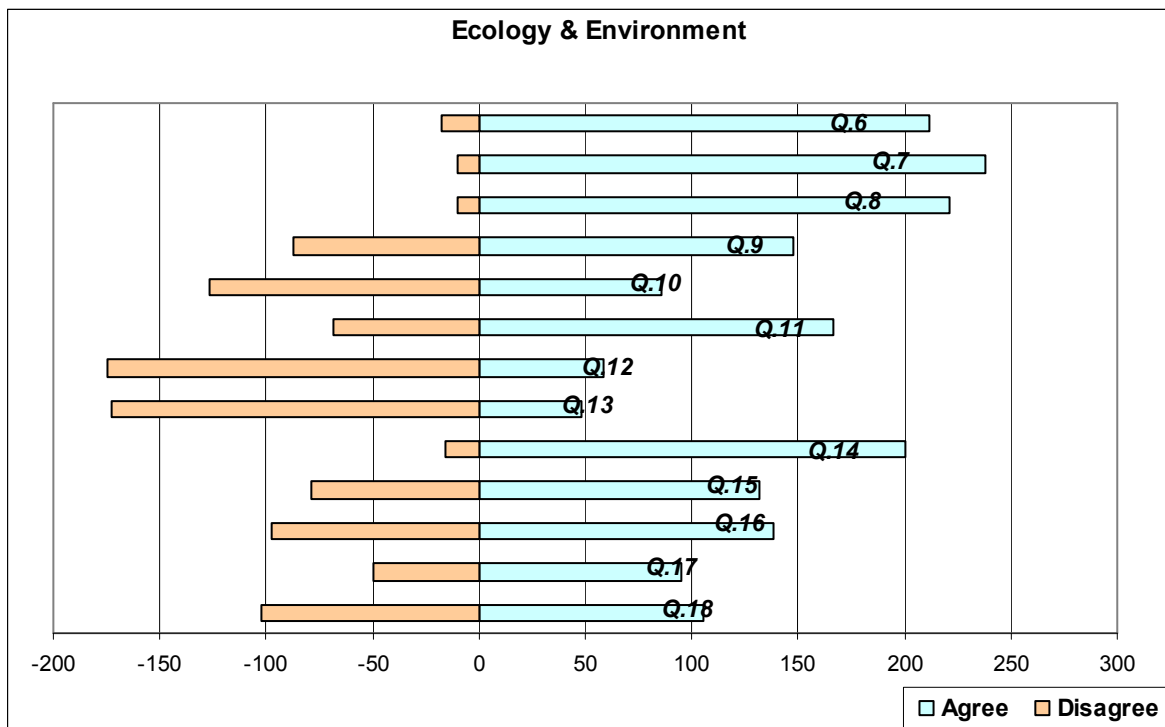
Ecology & Environment

Litter (Q16) can be a problem anywhere, it is not always caused by local people (items being thrown from cars etc). – 98 residents think it is, but 138 think it is not

From the list of **disturbances**, (Q17) low flying aircraft caused most annoyance (59 residents), followed by motorbike noise 36 and domestic animals 28. From the written comments fast cars and speeding are mentioned most frequently; however of the 36 written comments, 22 say they have no disturbance or noise!

There is a number of comments apart from the above, they range from Church Bells, Badgers, Neighbours, Alarms, Music, Guns to name but a few.

The need to improve 'green areas' is evenly balances between those that think it needs it – 105 – and those do not think it does not need it - 102



The chart above shows how each question in the section was answered.

Toppesfield and Gainsford End Findings Report

Social and Community / Leisure and Recreation

Vision Statement - There will be comprehensive facilities for recreation and leisure open to all, for all to enjoy in pursuit of healthy and fun social activities and community life

109 households agreed with the **Vision Statement**, 16 did not, and 34 either did not answer, or had no opinion.

This section is by far the largest, with 53 questions. 16 subjects are covered — see table below:-

Subject	Questions
Community spirit & safety	19, 20,21,22
Village Hall	23,24,25
Village Church	26,27,28,29
Pre-school & Primary School	30,31,32,33,34,35
Village Pub	36,37,38,39,40
Playing fields & activities	41,42,43,44,45,46
Allotments	47,48,49,50
Nature Reserve	51
Community Shop	52,53,54,55
Post Office	56,57
Mobile library	59
Clubs, events and organisations	60,61,62,63,64
Local footpaths	65,66,67
Housing	68,69
Signage and street furniture	70

Nearly 85% of those answering felt there was good **community spirit** in the Village (Q19).

The feeling was felt more strongly in Toppesfield Centre where 90% thought this; in Gainsford End the figure was 74%. When it came to **feeling safe**, (Q20) again Toppesfield has a greater percentage that feel safe — 96% - with Gainsford End being 85%. The visibility of local policing in Toppesfield may account for this, or the feeling of remoteness in Gainsford End.

Toppesfield and Gainsford End Findings Report

Social and Community / Leisure and Recreation

The majority of residents answering Q21 — the importance of being in the **Neighbourhood Watch Scheme** thought it was important, but almost half either did not answer or disagreed or had no opinion. There was a written comment that residents did not know how to join the Scheme.

45% were happy with the standard of **policing locally**, but 26% were not, but a large number (almost 35% of residents) did not answer or had no opinion (Q22)

Between the two areas there was a slight difference in opinion about policing — 47% were happy in Toppesfield but only 40% in Gainsford End. 22% were not happy in Toppesfield, 33% were not happy in Gainsford End (*of course frequently the lack of visible police presence signifies an almost 'crime free' area*) These feelings were confirmed by a couple of written comments made, "Never met the local Police Officer" and "What involvement", both from Gainsford End residents

However, as another resident from Toppesfield commented "I have not seen any and that is the way I like it"

.

There are 3 questions in the survey relating to the **Village Hall** (Q23,24,25).

	Agree	Disagree	No opinion	Not answered
The village hall is important to the community	91%	2%	7%	7%
The village hall provides adequate facilities	68%	15%	17%	7%
The village hall is used to its full potential	18%	47%	35%	10%

The table above seems to suggest that what is available at the Village Hall is not widely known.

This is a common situation in Villages, the Hall is appreciated, but not always used to it's full potential, usually due to the lack of advertising of events, or lack of support from the Villagers, or just insufficient group prepared to use the Hall, or maybe a mixture of all 3.

Toppesfield and Gainsford End Findings Report

Social and Community / Leisure and Recreation

There are 4 questions in the survey relating to the **Church** (Q26,27,28,29).

	Agree	Disagree	No opinion	Not answered
The village church is important to the community	84.7	1.1	14.2	7.3
The village church should always be open to visitors	68.0	16.0	16.0	6.9
The village church offers facilities to meet the needs of the community	47.6	15.6	36.8	6.9
The village church is inclusive and welcomes families	58.6	8.3	33.1	8.0

From the table above it appears the residents feel the Church is important, but some people are not fully aware of the facilities it offers, or if it is inclusive.

	Agree	Disagree	No opinion	Not answered
The pre-school provision in Toppesfield is important to the community	79.8	0	20.2	9.3
The pre-school provision meets the needs of the community	52.1	1.9	46.0	8.3
The village hall provides adequate accommodation for the pre-school group	37.5	7.6	54.9	8.7

Of the 209 residents that positively answered questions on the **Pre-school** (Q30,) 100% said it was important to the community. The percentage replying to the question was considerable less in the Outer area. The pre-school is obviously only used by a small proportion of the residents of the village, which accounts for the high number of 'No opinion' and those not answering. There was one comment on the shortage of storage for the Pre-school at the Village Hall. (Q31,32)

Toppesfield and Gainsford End Findings Report

Social and Community / Leisure and Recreation

	Agree	Disagree	No opinion	Not answered
The village primary school is important to the community	92.4	0.4	7.2	9.0
The village school is well supported by the community	65.1	4.2	30.7	9.7
The village school offers facilities to meet the needs of the community	44.2	14.2	41.5	10.0

As with the pre-school the **Primary School** is viewed as being very important. When asked if it meets the needs of the community, some 14% think it does not, but the majority either have no opinion or did not answer. Written comments seem to query whether it is necessary for the school to provide facilities for the community as a whole.

There was 5 questions on the **Village Pub** in the survey (Q36,37,38,39,40).

	Agree	Disagree	No opinion	Not answered
The village pub is important to the community	85.1	4.1	10.8	7.3
The pub facilities are suitable for its purpose	57.5	22.8	19.8	7.3
The pub provides a range of events to meet the needs of the community	70.5	7.8	21.6	7.3
The pub welcomes families	68.7	3.4	27.9	8.3
The pub provides an attractive menu and range of food	29.5	36.2	34.3	7.3

As can be seen from the table above, nearly all residents think the **Pub** is important to the community; although the Pub facilities are not seen as being adequate for the purposes of a village. In general residents think it welcomes the family. Food in the Pub is however seen as a weakness and people would like to see an improvement. Comments suggest that better Pub food is available within an easy drive. There were some comments from residents stating it was easier to travel to other Pubs in the area, as it is a 5 mile round trip to the Green Man in Toppesfield.

Toppesfield and Gainsford End Findings Report

Social and Community / Leisure and Recreation

There was 5 questions on the **Playing Fields** in the survey (Q41,42,43,44,45).

	Agree	Disagree	No opinion	Not answered
The playing fields are important to the community	92.2	0.4	7.4	6.2
The playing fields are well maintained	55.3	21.2	23.5	8.7
The playing fields are used to their full potential	10.1	58.6	31.3	8.7
The playing fields provide adequate facilities for the people who use them	25.6	45.9	28.5	7.3
The playing fields provide adequate play equipment for children	16.4	52.3	31.3	6.6

As can be seen from the table, it is generally thought that the playing field is important to the community. However there is a wide spread feeling that the facility both for sport and the children's play area is not well maintained and is not adequate for the needs of the village. It is not seen to be used to it's full potential.

A written comment suggests that a visit should be made to Blackmore End Playing Field to see what can be achieved by a small community. Also the parks at Sambourne, Thaxsted and Great Sampford provide a standard to aspire to. As a resident commented "having lived here for nearly 28 years very little has changed".

Almost 65% of those answering Q46 'think that **more activities for the young** should be provided'. In the written comments the under 5's was mentioned. It was said a shortage of helpers at Youth Clubs in the past was a problem, but the comment was made that maybe young people like to be outside.

A recent comment made to Warwick is that 'that if teenagers can take 'ownership' of a Youth Club, they are happy to attend under 'light supervision'.

Toppesfield and Gainsford End Findings Report

Social and Community / Leisure and Recreation

There was 4 questions on the **Allotments** in the survey (Q47,48,49,50).

	Agree	Disagree	No opinion	Not answered
The allotments are important to the community	81.3	2.2	16.5	5.9
The allotments are accessible	52.2	14.6	33.2	5.2
The allotments are used to their full potential	19.3	28.1	52.6	5.2
The allotments must have a water supply	71.5	4.5	24.0	7.6

As can be seen from the table, it is generally thought that the **Allotments** are important to the community, but are not seen to be used to their full potential. Almost 72% of those answering felt a water supply is needed.

The **Nature Reserve** around the allotments was considered to be important to the community by over 68% of the residents answering question (51).

There were a number of comments suggesting that some residents did not know it existed, or where it was or what it was.

Toppesfield and Gainsford End Findings Report

Social and Community / Leisure and Recreation

There was 4 questions on the **Shop** in the survey (Q52,53,54,55).

	Agree	Disagree	No opinion	Not answered
The Community shop is important to the community	97.4	0.4	2.2	6.6
I am happy with the service that the Community shop provides	87.0	4.0	9.0	4.2
I am aware volunteers run the Community shop	93.1	1.1	5.8	4.8
The Community shop is open at convenient hours	82.1	8.8	9.1	5.2

Questions 53, 54 and 55 were in position 1st, 3rd and 9th in the list of most answered questions. Residents obviously feel strongly about the community shop; 97% are very supportive and think it is important to the community. The support for the shop comes equally from both communities – Toppesfield & Gainsford End.

The subject of opening times was slightly more questionable – a small percentage, about 9%, felt that the opening times were inconvenient.

There was 2 questions on the **Post Office** in the survey (Q56,57).

	Agree	Disagree	No opinion	Not answered
The Post Office is important to the community	96.0	0.07	3.3	5.2
The Post Office opening hours are convenient	75.5	12.8	11.7	5.5

As can be seen from the table above, 96% think it is very important, and 75% think that the opening hours are convenient. As with the shop the Post Office is supported by both communities equally.

Toppesfield and Gainsford End Findings Report

Social and Community / Leisure and Recreation

When asked if **car parking was an issue** in the centre of Toppesfield , 31% said 'Yes' and 41% said 'No' (Q58)

There were a number of comments highlighting areas of concern such as 'The School', and 'Outside the Shop'. It appears that from time to time car parking in the centre of Toppesfield can be a problem because of the proximity of the shop, post office, pub and school.

A comment was made that the Village Car Park in Park Lane could be better Signposted, *(it is not clear to Warwick whether this is also the Village Hall car park)* which it was suggested could be used at certain times to alleviate the problem.

62 residents stated they used the **Mobile Library**. 50 use Toppesfield and 12 use Gainsford End (Q59). There was a comment that the 10 minute slot at Gainsford End to choose a book is not sufficient. Another resident stated they used Halstead.

There was 5 questions on **Clubs & Events** in the survey (Q60,61,62,63,64).

	Agree	Disagree	No opinion	Not answered
The clubs and events are well supported by the community	41.4	15.6	43.0	9.0
I believe that there are sufficient clubs, organisations and events to satisfy all	29.5	25.0	45.5	7.3
I would like to see additional activities	49.4	7.1	43.5	6.9
I think there are sufficient activities to satisfy all ages	19.2	42.9	37.9	9.7
Enough people contribute to the setting up, running and organising of clubs and events	20.9	40.3	38.8	9.0

There was a significant difference in the responses to the first question in the above table between Central and Outer areas. Central response of 47% thought that clubs were well supported, but only 30% of Outer area residents thought this. The other questions were answered in a similar way.

As in many rural Villages, facilities for teenagers can be lacking, which would explain why only 19% felt that there were sufficient activities for all ages.

Toppesfield and Gainsford End Findings Report

Social and Community / Leisure and Recreation

It does appear that many residents are not aware of the breadth of activity which are covered by the various clubs and societies listed under Question 71. Some of the comments were as follows

<i>What luncheon club?</i>	<i>What historical society</i>
<i>Did not know many of these were on at all</i>	<i>Is there really an historical society</i>
<i>Friday club is not in operation</i>	<i>I was not aware that many of these organisations exist</i>
<i>Youth club – there is not one</i>	<i>Was not aware of many of the clubs listed</i>
<i>Wine club – there is not one</i>	<i>Do they all exist, or are they planned</i>
<i>Luncheon club - there is not one</i>	<i>I had no idea that many of them existed</i>
<i>Friday club?</i>	

One helpful suggestion said they should be listed in the Magazine; and perhaps in a Welcome Pack for new arrivals to the village.

There were 3 questions on **Local Footpaths** in the survey (Q65,66,67).

	Agree	Disagree	No opinion	Not answered
I regularly use the local footpaths	77.7	12.3	10.1	7.3
I think the footpaths are well signed	49.2	33.5	17.3	7.3
I think the footpaths are well maintained	40.1	41.8	18.1	7.6

The answers suggest that most residents use the local footpaths on a regular basis. Opinions are split over whether the footpaths are well signed and well maintained. Written comments point out that some footpaths become impassable at certain times of the year and that agricultural land may encroach upon them and vegetation may not be trimmed back. They seem however to be a well used facility. A resident who would wish to use them would like the Village to produce a map of footpaths and walks.

Toppesfield and Gainsford End Findings Report

Social and Community / Leisure and Recreation

There were 2 questions on **Housing** in the survey (Q68,69).

	Agree	Disagree	No opinion	Not answered
There is a good balance of housing provision within the community	50.4	21.4	28.2	8.0
The village needs a greater proportion of smaller, affordable properties to meet the needs of the young and elderly	48.9	31.6	19.5	8.0

There is a difference between the Central and Outer areas in the perceived need for a greater proportion of small affordable properties. 52% of Central residents agreeing to the need; but in the Outer area only 42%.

A useful comment from a resident looking to the future was:-

"We need to make efforts now to encourage young families to live and be active in the village life, so that in 15 years time we are still thriving, not a retirement village". So carefully planned, small groups of affordable houses".

Overall 72% of residents think that the **level of signage** is acceptable (Q70).

The residents of the Outer area are more concerned about the amount of street furniture than the Central area - 11% Outer - 24%.

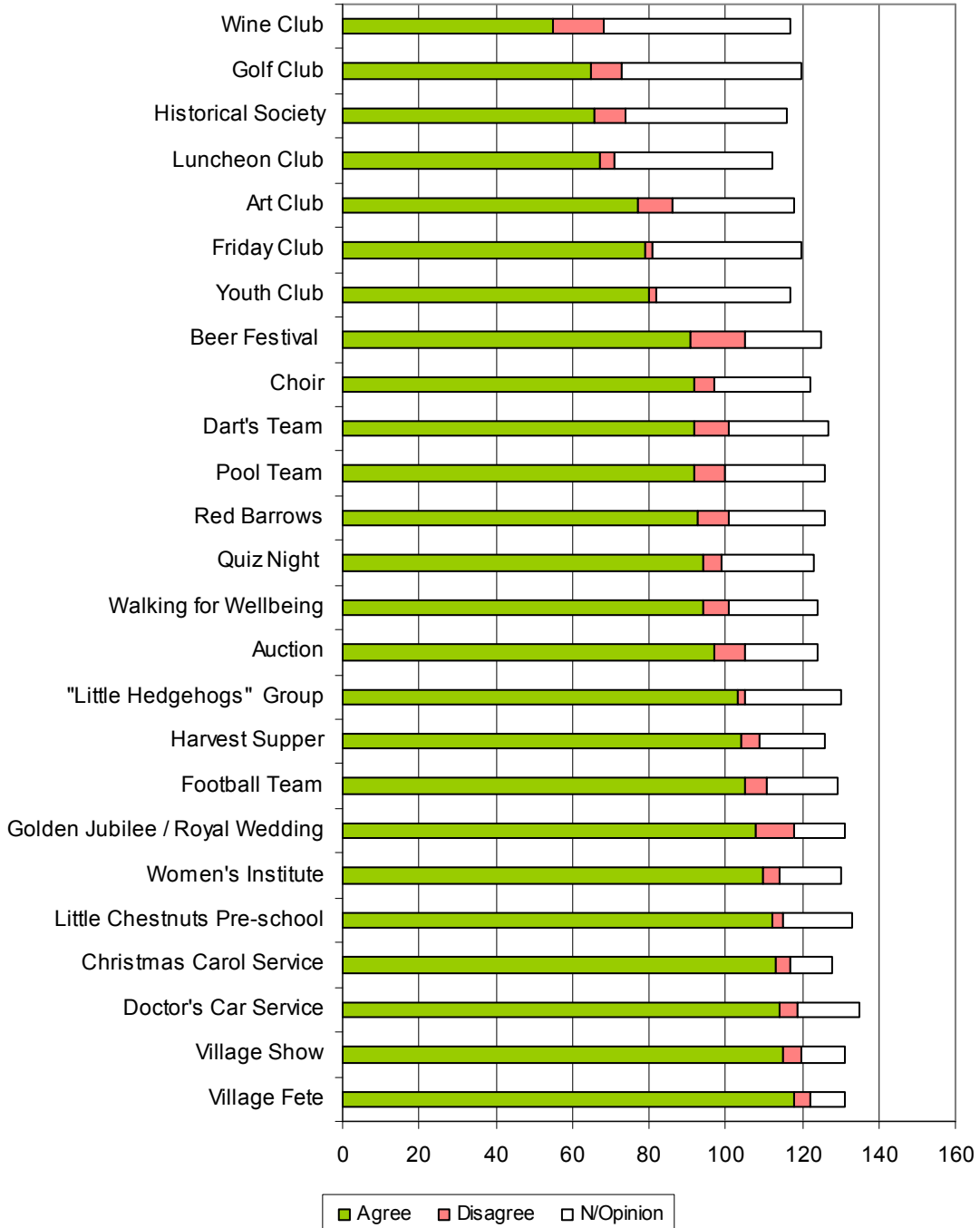
A number of comments made relate to signs being cleaned, or being obscured by trees. Also it was noted that there was no sign for Willow Tree Sanctuary.

Question 71 relates to **clubs, organisations and events** — on the next page is a chart showing how important these are to the residents. There are 25 in total.

Toppesfield and Gainsford End Findings Report

Social and Community / Leisure and Recreation

Clubs, Organisations and Events



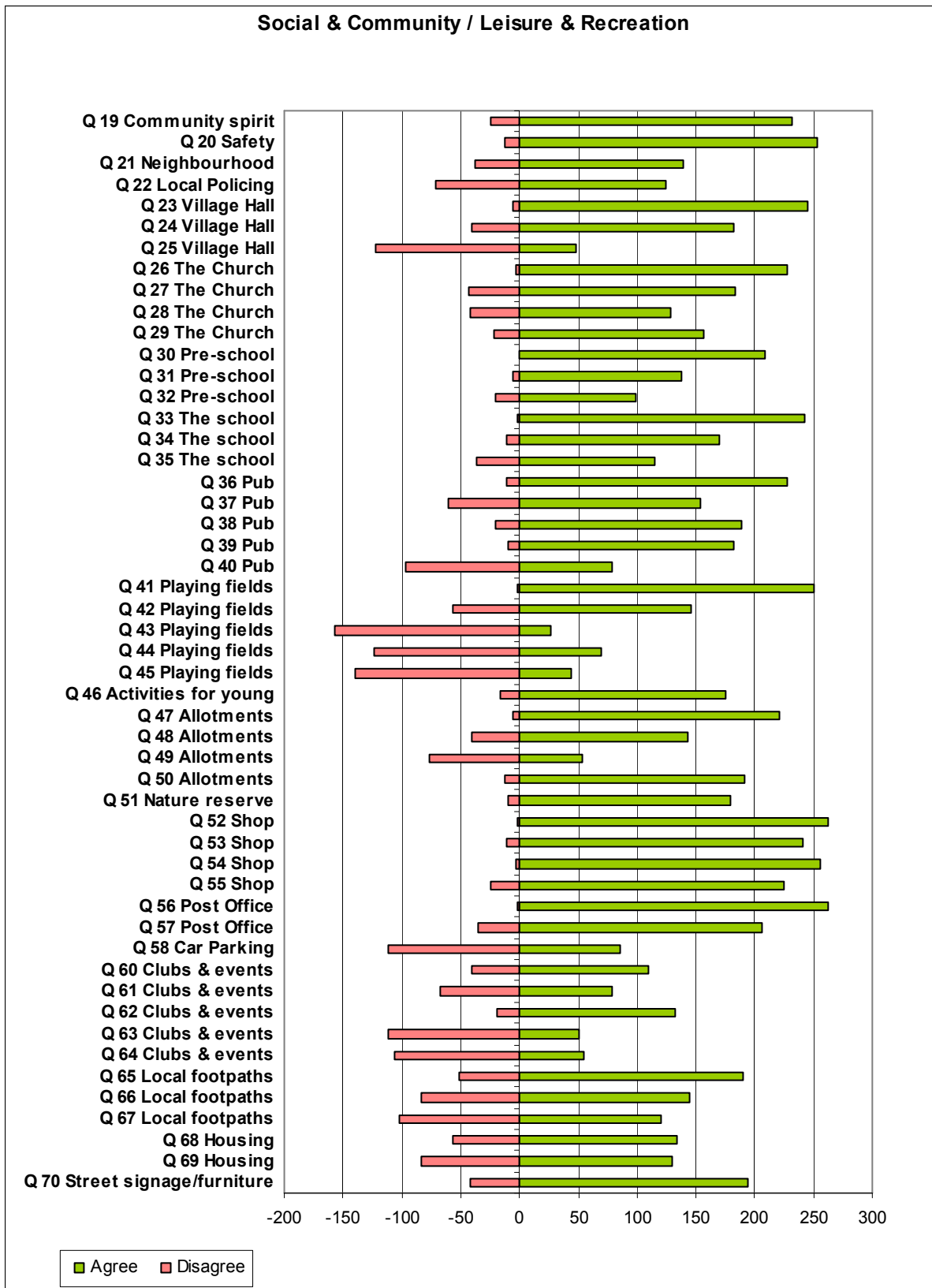
Toppesfield and Gainsford End Findings Report

Social and Community / Leisure and Recreation

	Strongly Agree	Agree	Disagree	Strongly Disagree	No opinion
Women's Institute	43	67	3	1	16
Little Chestnuts Pre-school	64	48	3	0	18
"Little Hedgehogs" Parents and Toddlers Group	55	48	2	0	25
Friday Club	23	56	2	0	39
Youth Club	30	50	2	0	35
Golf Club	20	45	8	0	47
Wine Club	20	35	13	0	49
Historical Society	27	39	8	0	42
Art Club	28	49	9	0	32
Luncheon Club	19	48	4	0	41
Doctor's Car Service	61	53	5	0	16
Choir	31	61	4	1	25
Walking for Wellbeing	35	59	7	0	23
Red Barrows	38	55	6	2	25
Football Team	39	66	6	0	18
Dart's Team	29	63	9	0	26
Pool Team	32	60	8	0	26
Quiz Night	32	62	5	0	24
Village Show	63	52	5	0	11
Village Fete	65	53	4	0	9
Harvest Supper	47	57	5	0	17
Auction	48	49	8	0	19
Christmas Carol Service	64	49	4	0	11
Beer Festival	47	44	10	4	20
Golden Jubilee / Royal Wedding	62	46	8	2	13

Toppesfield and Gainsford End Findings Report

Social and Community / Leisure and Recreation



The chart above shows how each question in the section was answered.

Toppesfield and Gainsford End Findings Report

Economy and Employment

Vision Statement - There will be an environment in Toppesfield and Gainsford End that will enable and support local businesses and business people in a long term and sustainable manner which will maximise employment possibilities.

The 'Vision Statement' for this section was answered by almost 88% of households. But over 16% did not have any opinion on the statement. Only 14 households disagreed with the statement.

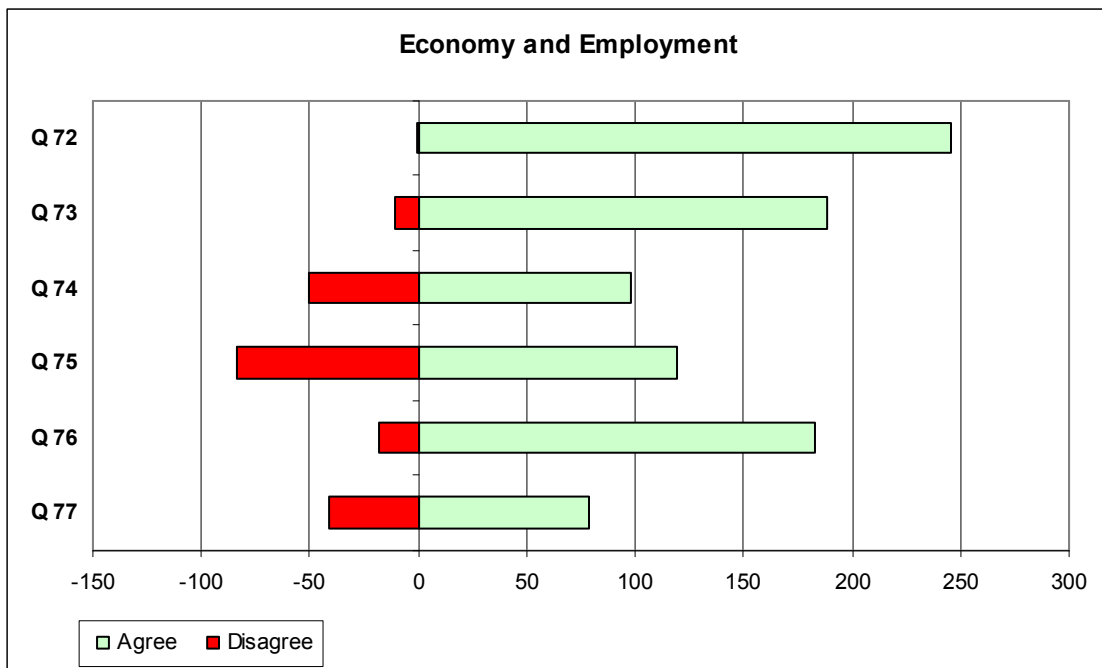
It was agreed by almost 93% of residents that the Village needs to **keep the facilities that currently exist to ensure their sustainability** (Q72).

There was 5 questions on **Local Business** in the survey (Q73,74,76,76,77).

	Agree	Disagree	No opinion	Not answered
I would use local business services if I had information about what is available	71.5	4.2	24.3	9.0
I would consider setting up a business or work from home	37.5	19.2	43.3	9.7
I would like to see tourist visitors encouraged to come to the village	44.6	31.5	24.0	7.6
There is a need for part time employment for young people (age 14 - 18) and parents with young children	69.1	6.8	24.2	8.3
I would support and be willing to be part of a Business Support Group of local business people in order to exchange ideas and solve common problems.	30.3	15.7	54.0	9.7

In general people are anxious for business and employment opportunity to exist in the Parish. There is less support for the idea of encouraging tourism.

Toppesfield and Gainsford End Findings Report



The chart above shows how each question in the section was answered.

Toppesfield and Gainsford End Findings Report

Communication and Transport

Vision Statement: - We will enjoy easy access to shared information within our community, and efficient, effective and affordable communication and transport links with the wider world

The 'Vision Statement' for this section was answered by 80% of households. But over 15% did not have any opinion on the statement. Only 6 households disagreed with the statement.

There was 7 questions on **Communicating Information** in the survey (Q78,79,80,81,82,83,84).

	Agree	Disagree	No opinion	Not answered
I have access to Broadband and regularly use the Internet	79.7	5.2	15.1	10.4
I am satisfied with the speed of my Broadband connection	18.0	62.2	19.8	11.8
I regularly visit the T&GE Facebook page	23.1	43.2	33.7	12.8
I regularly read the notice boards in the village.	58.2	25.3	16.5	11.4
I read the T&GE Newsletter regularly.	89.1	4.6	6.3	10.0
It is important to have a village website.	65.5	6.4	28.1	10.4
I regularly view the Parish Council website	17.5	48.8	33.7	14.2

Use of the internet has been widely adopted within the community. Local broadband speeds are not satisfactory for most people, although it would be unusual for users to say no to an improvement. About a quarter of the population looks at the Facebook page for Toppesfield and Gainsford End, and this is likely to increase.

Nearly everybody reads the T & G newsletter, and although very few people disagree with the statement that it is important to have a village website, nevertheless it is used by less than 1/5 of the population.

(In all other recent surveys where village websites exist alongside traditional printed communications - the Parish Newsletter, the Local Newspaper, and the Village Notice Boards - to-date the Parish website comes bottom of the poll for local communication, the Parish Newsletter at the top.)

Toppesfield and Gainsford End Findings Report

Communication and Transport

There was 2 questions on **Telecommunications** in the survey (Q85,86)

	Agree	Disagree	No opinion	Not answered
It is important to retain public phone boxes in the village	69.8	9.9	20.3	10.7
Mobile phone coverage around the village is good	54.3	36.4	9.2	10.7

Just over 36% of residents think that mobile phone coverage is not good.

There was 6 questions on **Transport** in the survey (Q87,88,89,91,92,93)

	Agree	Disagree	No opinion	Not answered
I only use a private car to travel to and from the village	86.0	9.4	4.7	10.7
I use public transport to and from the village. (including taxis)	11.0	73.3	15.7	12.1
I occasionally use public transport to and from the village (including taxis)	27.4	60.1	12.5	13.5
There is a problem with traffic driving at speed through the village	78.3	16.7	5.0	5.2
There should be a 20mph speed limit in the villages	61.2	31.1	7.7	5.9
Where possible, I would 'car-share' for my journeys	44.2	27.1	28.7	6.9

As in most villages these days, residents are dependant on their cars. Only 11% claim they use Public Transport regularly. Surprisingly 27% say they use occasionally.

There is a demand for a 20 mph speed limit to be introduced in the village from 61% of the residents, but 31% do not want it. The general text comment is "let us at least achieve a 30mph first".

Toppesfield and Gainsford End Findings Report

Communication and Transport

The number of households that have problems getting to day-to-day facilities is relatively small. These centre around health visits, Hospital, Doctors, Prescriptions etc. The assumption could be made that many of these residents would be elderly.

	Agree	Disagree	No opinion	Not answered
Children's schools	8	53	53	40
After school children's activities	8	53	52	41
Post Office	6	83	28	37
Shops for food provision	10	81	27	36
Doctor's surgery	14	82	28	30
Other healthcare	11	74	33	36
Hospital appointments	15	78	29	32
Leisure and recreation	12	76	30	36
Prescriptions	14	82	28	30

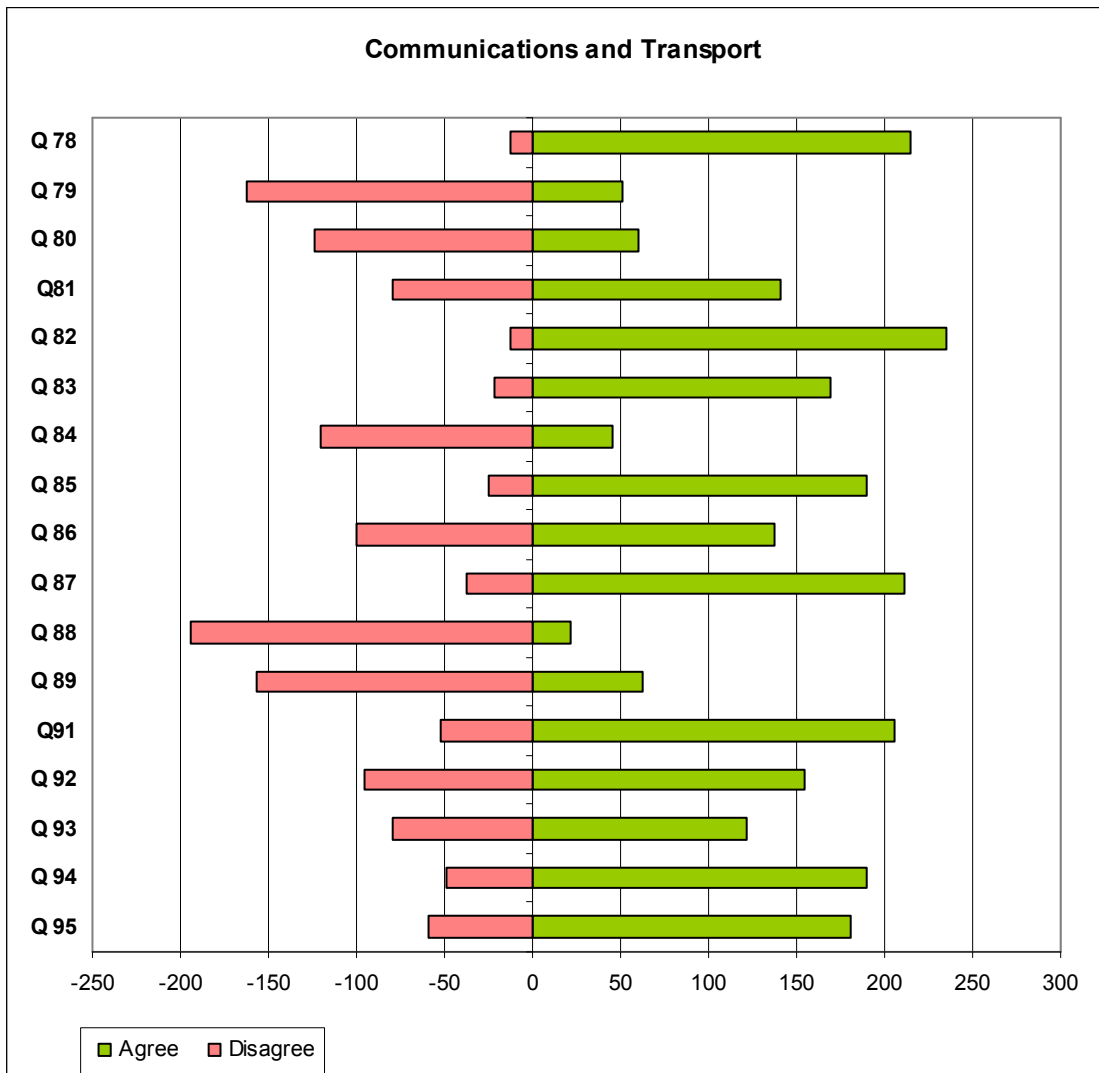
There was 2 questions on **Local Councils** in the survey (Q94,95)

	Agree	Disagree	No opinion	Not answered
I understand the role of Toppesfield and Gainsford End Parish Council in the affairs of the community	72.2	15.3	12.5	7.6
I understand the role of Braintree District Council in the affairs of the community	65.9	22.2	11.9	7.6

Just over 72% of residents understand the role of the Parish Council

As expected the role of the Parish Council is more familiar than that of the District Council.

Toppesfield and Gainsford End Findings Report



The chart above shows how each question in the section was answered.